

2026 Catalogue

Edition 2026

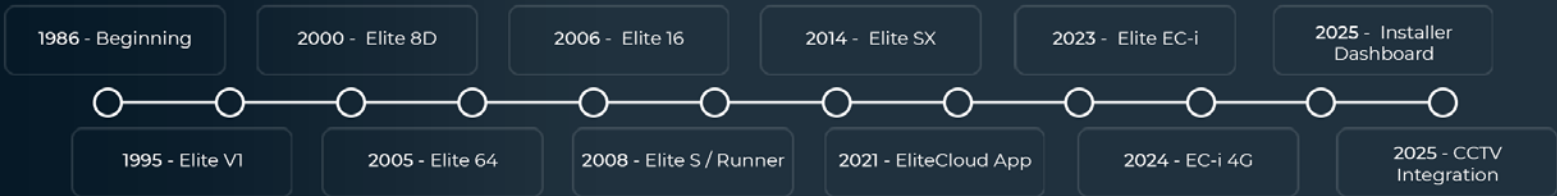
Published March 2026 *Product details subject to change*



1986

Making every home and business smart, safe & secure

2026



EliteAlarms



EliteCloud



Security & Automation


Security & Control



Gate Automation



Intercom Solutions



CCTV Solutions



Contents Page

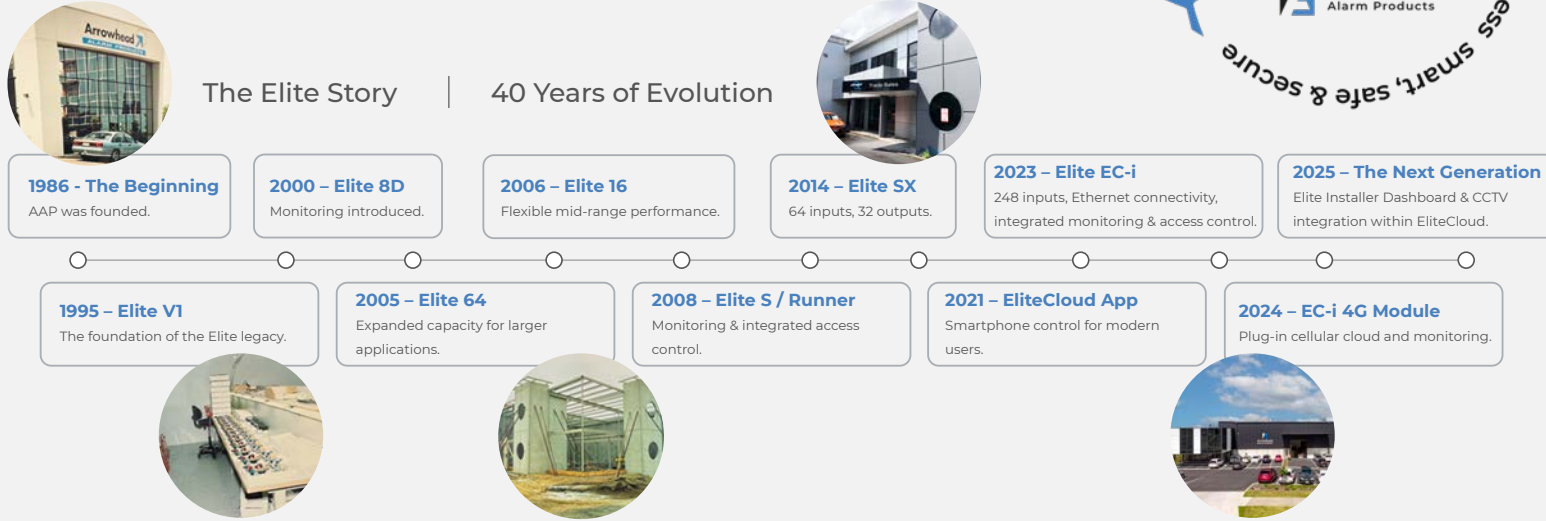
EliteAlarm Kit's	5
EliteAlarm EC Kit's	6
EliteAlarm EC PLAS	8
EliteAlarm EC System	9
EC Alarm Keypads	12
Piezos, Strobes & Sirens	18
Indoor & Outdoor Detection Devices	20
Wireless Detectors	26
Reed Switches	27
Pendants & Transmitters	29
Elsema Wireless Range	30
Monitoring & Cellular	33
Access Control	35
Smart Locks	39
Mag Locks, Strikes & Door Holders	42
Intercom Solutions	44
Gate Automation with Beninca	50
Fire Accessories	58
Batteries	60
Security & CCTV Cable	63
Control Relays & Timers	65
Plastic Enclosures	66
Plugpacks	67
Power Supplies	68
Drill Bits	70
CCTV Solutions	73

Arrowhead Alarm Products



Innovative Security & Control

5 Year **Warranty**



40 Years of Arrowhead

Innovation. Integrity. Collaboration.




Arrowhead is proudly 100% New Zealand owned and operated, and hands-on in everything we do. From our Silverdale facility, every Elite system is manufactured, assembled and tested right here in New Zealand by our dedicated SMT and Production teams. Working alongside them, our engineers continue to innovate and evolve the Elite platform, while our Sales team supports customers across New Zealand and internationally. Behind the scenes, our administration and operations teams ensure everything runs seamlessly each day. Today, we offer more than 600 products across alarm systems, CCTV, gate automation, intercoms and access control. But success has never been defined by product range alone, it is defined by relationships.

For four decades, we have grown alongside our customers, installers who have built their businesses on Elite, partners who continue to innovate with us, and staff who have dedicated years, and in many cases decades, to the organisation. Arrowhead has always been more than a workplace, it is a family. Collaboration across every department, shared knowledge and long-standing commitment are what truly powers our progress.

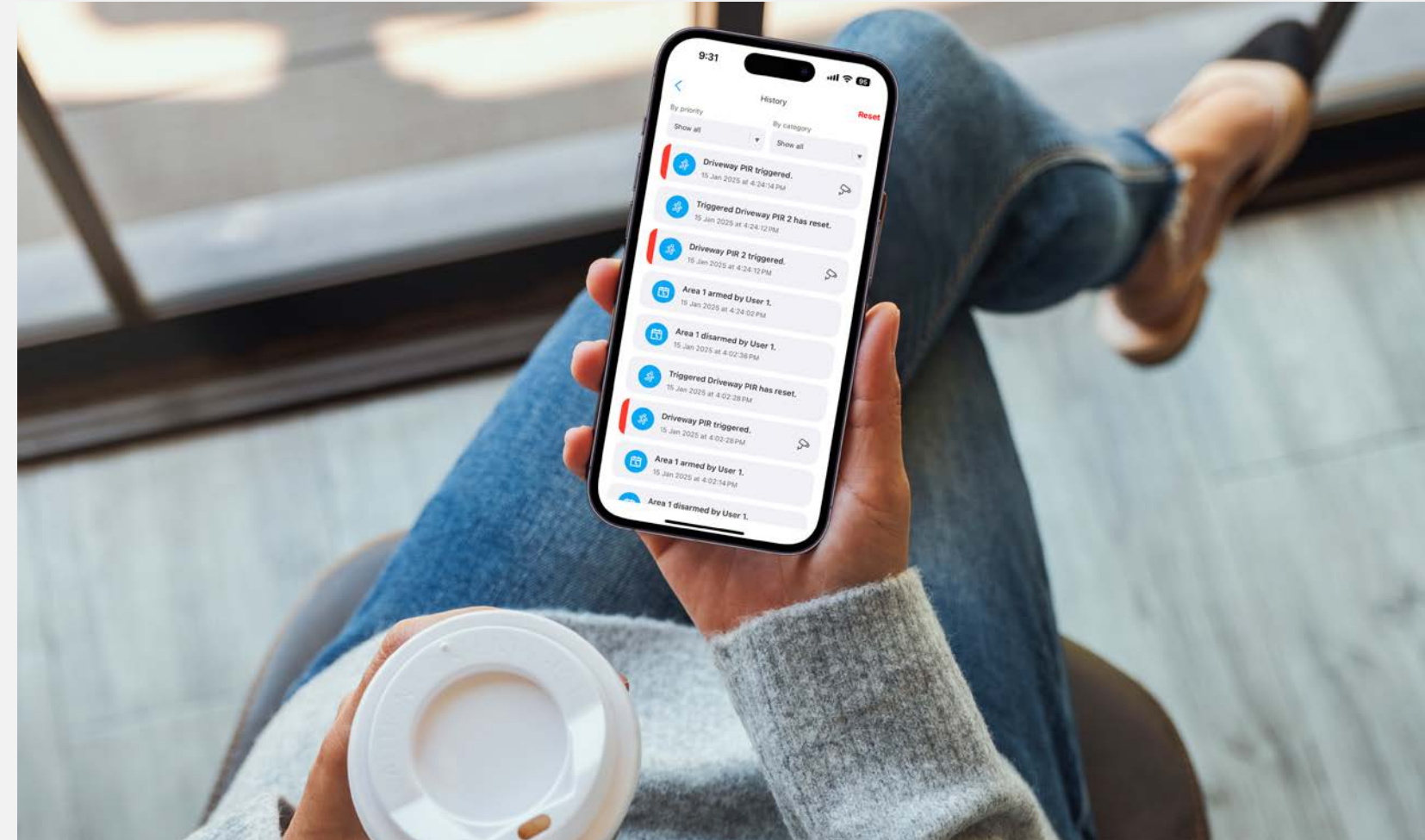
Global Reach. Proven Performance

200,000+ Systems Installed | **25+** Countries | **2500+** EC-i Panels Manufactured Monthly

Arrowhead proudly protects 200,000 + homes and businesses across 25 countries worldwide. Our growing network of trusted partners and technicians continues to expand our global reach, supported by the production of over 2,500 EC-i control panels every month.



EliteAlarm Kit's



Brought to you by



EliteAlarms



EliteCloud



EliteAlarms EC KIT's



EC-KIT LCD

Complete EC alarm kit. Includes EC-PCB, plastic cabinet & transformer, 2 x OPT-FLX-S-ST, DM12-7.5, EC-SIREN, PS209-R, EC-LCD & 4C2-100-CU
Also available with a black external siren - EC-KIT LCD BLACK



EC-KIT LCD NC

Complete EC alarm kit. Includes EC-PCB, plastic cabinet & transformer, 2 x OPT-FLX-S-ST, DM12-7.5, EC-SIREN, PS209-R, EC-LCD. **Note:** excludes 4C2-100-CU
Also available with a black external siren - EC-KIT LCD NC BLACK



EC-KIT TOUCH W

Complete EC alarm kit. Includes EC-PCB, plastic cabinet & transformer, 2 x OPT-FLX-S-ST, DM12-7.5, EC-SIREN, PS209-R, EC-TOUCH W & 4C2-100-CU
Also available with a black external siren - EC-KIT TOUCH W BLACK



EC-KIT TOUCH W NC

Complete EC alarm kit. Includes EC-PCB, plastic cabinet & transformer, 2 x OPT-FLX-S-ST, DM12-7.5, EC-SIREN, PS209-R, EC-TOUCH W. **Note:** excludes 4C2-100-CU
Also available with a black external siren - EC-KIT TOUCH W NC BLACK



EC-KIT TOUCH B

Complete EC alarm kit. Includes EC-PCB, plastic cabinet & transformer, 2 x OPT-FLX-S-ST, DM12-7.5, EC-SIREN, PS209-R, EC-TOUCH B & 4C2-100-CU
Also available with a black external siren - EC-KIT TOUCH B BLACK



EC-KIT TOUCH B NC

Complete EC alarm kit. Includes EC-PCB, plastic cabinet & transformer, 2 x OPT-FLX-S-ST, DM12-7.5, EC-SIREN, PS209-R, EC-TOUCH B. **Note:** excludes 4C2-100-CU
Also available with a black external siren - EC-KIT TOUCH B NC BLACK



EC-KIT KP W

Complete EC alarm kit. Includes EC-PCB, plastic cabinet & transformer, 2 x OPT-FLX-S-ST, DM12-7.5, EC-SIREN, PS209-R, EC-KP W & 4C2-100-CU
Also available with a black external siren - EC-KIT KP W BLACK



EC-KIT KP W NC

Complete EC alarm kit. Includes EC-PCB, plastic cabinet & transformer, 2 x OPT-FLX-S-ST, DM12-7.5, EC-SIREN, PS209-R, EC-KP W. **Note:** excludes 4C2-100-CU
Also available with a black external siren - EC-KIT KP W NC BLACK



EC-KIT KP B

Complete EC alarm kit. Includes EC-PCB, plastic cabinet & transformer, 2 x OPT-FLX-S-ST, DM12-7.5, EC-SIREN, PS209-R, EC-KP B & 4C2-100-CU
Also available with a black external siren - EC-KIT KP B BLACK



EC-KIT KP B NC

Complete EC alarm kit. Includes EC-PCB, plastic cabinet & transformer, 2 x OPT-FLX-S-ST, DM12-7.5, EC-SIREN, PS209-R, EC-KP B. **Note:** excludes 4C2-100-CU
Also available with a black external siren - EC-KIT KP B NC BLACK

Control your alarm with EliteCloud

Features

- System history
- Live sensor status
- View TVT cameras
- Control up to 32 outputs
- Up to 10 sites per app user
- Up to 100 app users per site
- Customisable favourites buttons
- Customisable push notifications
- Ongoing feature enhancement

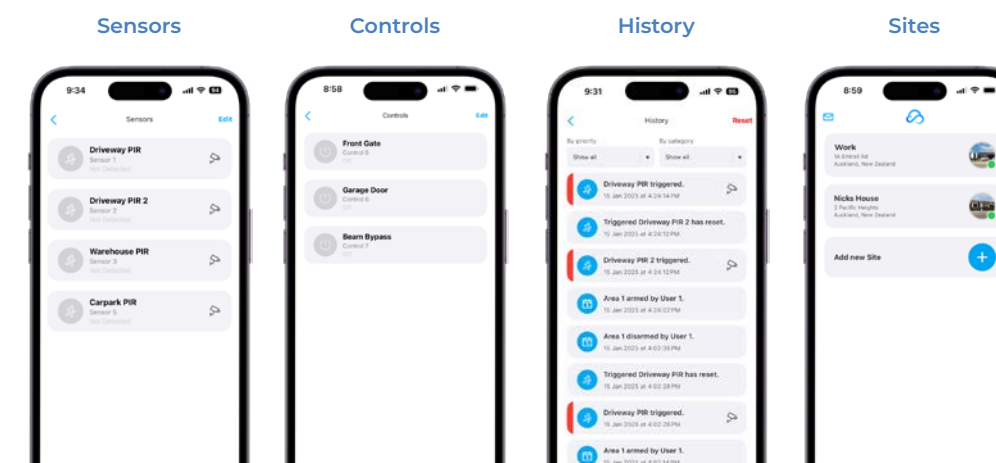
EC-IoT

Plug on Ethernet board for EC-PCB



5 Year Warranty

For full history of your Elite system, consider adding the EliteCloud app as this will provide you with the most detailed and up to date information of your security system. Note: EC-PCB requires EC-IoT for app connectivity.



Download on the App Store

GET IT ON Google Play



www.elitecloud.co.nz




EliteAlarms EC PLAS




EliteAlarms EC System


Alarm Panels




EC-PLAS EC-PCB alarm panel in plastic cabinet & transformer. **Note:** excludes keypad




EC-PLAS LCD EC-PCB alarm panel in plastic cabinet & transformer, includes EC-LCD keypad




EC-PLAS LCD PROX EC-PCB alarm panel in plastic cabinet & transformer, includes EC-LCD PROX keypad




EC-PLAS TOUCH W EC-PCB alarm panel in plastic cabinet & transformer, includes EC-TOUCH W keypad



EC-PLAS TOUCH B EC-PCB alarm panel in plastic cabinet & transformer, includes EC-TOUCH B keypad




EC-PLAS KP W EC-PCB alarm panel in plastic cabinet & transformer, includes EC-KP W keypad




EC-PLAS KP B EC-PCB alarm panel in plastic cabinet & transformer, includes EC-KP B keypad

EC System




EC-PCB EliteAlarms Control Panel with integrated access control, options for long range wireless & more. For app connectivity you will require EC-IoT (sold separately)




EC-i PLC/U EliteAlarms Panel mounted in EC-CAB-1A with integrated access control, options for long range wireless & more. For app connectivity you will require EC-IoT (sold separately)




EC-KP W EliteAlarms capacitive interface for EC security systems (white). Dimensions W74 x H118 x D12mm




EC-KP B EliteAlarms capacitive interface for EC security systems (black). Dimensions W74 x H118 x D12mm



EC-TOUCH W EliteAlarms 5" Touch Keypad with white surround, compatible with EC, ESL-2, ESX, ESL. Dimensions W143 x H103 x D15mm
Also available with prox reader - EC-TOUCH W PROX



EC-TOUCH B EliteAlarms 5" Touch Keypad with charcoal surround, compatible with EC, ESL-2, ESX, ESL. Dimensions W143 x H103 x D15mm
Also available with prox reader - EC-TOUCH B PROX



EC-LCD EliteAlarms Full English text LCD keypad for EC series control panel. Multi function with assignable buttons

**EC-LCD PROX**

EliteAlarms Full English text LCD keypad for EC control panel series. Multi function with assignable buttons & built in proximity reader for access control

**EC-i DIALLER**

Plug on dialler board for EC-PCB with built in DTMF decoder & supports canned voice messages. Also supports 3rd party devices

**EC-i 4G**

Plug on 4G cellular board for EC-PCB & EC-i security and control panel. Includes SIM

**EC-IoT**

EC-IoT EliteCloud app & monitoring module for EC security systems. Note: EliteCloud App sold separately

**EC-i RS232**

RS232 plug on module for the EC control panel. Allows 2-way communication between the EC & automation system

**PROX READER USB**

125K proximity reader for simple prox card entry into the EC system. Simple scan to panel technology

**EC-SCC BATT**

Battery holder for EC series and used in conjunction with EC-CAB MET (suitable for DM12-5, 7 & 9A batteries)

**EC-SCC PLATE**

Adapter mounting plate for EC series and used in conjunction with EC-CAB MET series (requires EC-SCC PLATE)

**EC-SCC PSU**

24V DC 2.2A power module with IEC. Suitable for EC series cabinet and system

**EC-SCC PSU5**

13.8V 5A (battery backup) IEC Power Cable, for Structured Cabling Cabinet, Smart Compatible with: EC-A2 REX, EC-O4 & EC-Z8

**EC-A2 REX**

2 Door Access Control Module for EC & EC-i systems only

**EC-O4**

4 relay output expander for EC security & control system

**EC-Z8**

8 zone expander module for EC security & control system

**PW WIEGAND**

Outdoor prox/PIN reader. IP66 outdoor ready, 40 bit wiegand with backlit keys. Used in conjunction with EC-A2 REX

**PW WIEGAND-NK**

Outdoor prox reader. IP66 outdoor ready, 40 bit wiegand with backlit keys. Used in conjunction with EC-A2 REX

**PW WIEGAND-SK1**

Outdoor prox/PIN reader. IP66 outdoor ready, 40 bit wiegand with backlit keys. Used in conjunction with EC-A2 REX

**PW WIEGAND-SK4**

Outdoor prox/PIN reader. IP66 outdoor ready, 40 bit wiegand with backlit keys. Used in conjunction with EC-A2 REX

**SCC-28**

28" structured cabling cabinet (flush mount). Dimensions 725 x 355 x 90mm. Can be used with EC-SCC plates & expander modules

EC Alarm Keypads



EC-KP W

EliteAlarms capacitive interface for EC security systems (white). Dimensions W74 x H118 x D12mm



EC-KP B

EliteAlarms capacitive interface for EC security systems (black). Dimensions W74 x H118 x D12mm



EC-TOUCH W

EliteAlarms 5" Touch Keypad with white surround, compatible with EC, ESL-2, ESX, ESL. Dimensions W143 x H103 x D15mm



EC-TOUCH B

EliteAlarms 5" Touch Keypad with charcoal surround, compatible with EC, ESL-2, ESX, ESL. Dimensions W143 x H103 x D15mm



EC-TOUCH W PROX

EliteAlarms 5" Touch Keypad with white surround, includes built-in prox. Compatible with EC, ESL-2, ESX, ESL. Dimensions W143 x H103 x D15mm. 2 x PROX EM4100 included



EC-TOUCH B PROX

EliteAlarms 5" Touch Keypad with charcoal surround, includes built-in prox. Compatible with EC, ESL-2, ESX, ESL. Dimensions W143 x H103 x D15mm. 2 x PROX EM4100 included



EC-LCD

EliteAlarms Full English text LCD keypad for EC series control panel. Multi function with assignable buttons



EC-LCD PROX

EliteAlarms Full English text LCD keypad for EC control panel series. Multi function with assignable buttons & built in proximity reader for access control



EC Alarm Panel Accessories



EC-PCB

EliteAlarms Control Panel with integrated access control, options for long range wireless & more. For app connectivity you will require EC-IoT (sold separately)



EC-IoT

EC-IoT EliteCloud app & monitoring module for EC security systems. Note: EliteCloud App sold separately



EC-i DIALLER

Plug on dialler board for EC-PCB with built in DTMF decoder & supports canned voice messages. Also supports 3rd party devices



INFINITY LINK

Wireless transceiver 916Hz for EC control panel & this board will allow the infinity wireless products to control & be controlled by the panel



INFINITY REMOTE KIT

Wireless remote kit with 2 x Infinity Remotes and 1 x Infinity Link 916Mhz Transceiver



INFINITY REMOTE

Wireless 4 button remote with haptic feedback 916Mhz EC control panel (Note: requires INFINITY LINK)

**INFINITY MOTION**

Wireless PIR motion sensor 916Mhz for EC control panel
(Note: requires INFINITY LINK)

**INFINITY INPUT**

Wireless magnetic door/window contact with input
916Mhz for EC control panel (Note: requires INFINITY
LINK)

**INFINITY MOTION
IP54**

Wireless outdoor dual tech motion sensor 916MHz for EC
control panel (Note: requires INFINITY LINK)

**INFINITY SIREN**

Wireless outdoor siren/strobe 916Mhz for EC control panel
(Note: requires INFINITY LINK)

**INFINITY PANIC**

Wireless waterproof panic single button 916Mhz for EC
control panel (Note: requires INFINITY LINK)

**INFINITY OUTPUT**

Wireless 1 channel output 916Mhz for EC control panel
(Note: requires INFINITY LINK for EC integration but can
also be standalone)

**INFINITY TX-1**

Wireless waterproof single button 916Mhz with haptic
feedback for EC control panel (Note: requires INFINITY
LINK)

**INFINITY TX-B**

Wireless single channel transmitter in box 916Mhz (Note:
compatible with EC control panel and INFINITY OUTPUT)

**EC-A2 REX**

2 Door Access Control Module for EC & EC-i systems only

**EC-Z8**

8 zone expander module for EC system. Includes 2 x
quick connect keypad bus sockets

**EC-O4**

4 relay output expander module for EC system. Includes
2 x quick connect keypad bus sockets

**USB A-LINK**

Upload download link for the ESL-2 system & IP-Module

**EC-TAMPER P**

Plastic cabinet tamper, compatible with EC-CAB & EC-
CAB-1A

**EC-CAB**

Plastic cabinet for EC system. Holds 12V 7.5A battery,
supports 1.4A power supply & multiple board locations
with clip in tabs. Dimensions L323 x W293 x D87mm

**EC-CAB 1A**

Plastic cabinet for EC system. Holds 12V 7.5A battery &
multiple board locations. Includes 1.4A power supply
with clip in tabs. Dimensions L323 x W293 x D87mm

**ESL-2 IoT**

EliteControl Plug on APP/IP-MODULE for ESL-2 System
(hardware only - app sold separately)

**ESL-2 DIAL POD**

EliteControl Plug on dialler for ESL-2 System

**RM-915**

Wireless 4 button remote 915MHz for RX-1, 2, & 16MF9, RX-
1, 2 & 16MF349 and RX-2 MINI

**RM-0001A**

EliteControl 4 button remote (with sliding cover) 433Mhz

**RM-8006A**

EliteControl 4 button remote (with sliding cover) 303Mhz.
End-of-line. Stock limited

**ELITE TRANS-KIT M**

1.4A transformer 17VAC compatible with EC-CAB MET series. Includes terminal block & screws

**ELITE TRANS**

1.4A transformer 17VAC compatible with EC-CAB and comes standard with all EC KIT's

**ELITE TRANS-KIT**

1.4A transformer 17VAC with plastic fuse terminal block & screws. Compatible with EC PLAS & EC-CAB

**EC-PSU2**

13.8V 1.4A Plug on power supply for EC-A2 REX, O4 & Z8 (battery backup)

**EC-TAMPER M**

Tamper for EC Metal Cabinet Flush and Surface versions (EC-CAB MET F & EC-CAB MET S)

**STANDOFF 3mm**

Pack of 10 stick on standoffs for PCB with 3mm holes

**STANDOFF 4mm**

Pack of 10 stick on standoffs for PCB with 4mm holes

**EC-CAB MET S**

EC Surface Metal Cabinet Only (no transformer). Dimensions (lid) 388mm x 283mm x D99mm

**EC-CAB MET F**

EC Flush Metal Cabinet Only (no transformer). Dimensions (lid) 410mm x 307mm x D99mm

**SCC-28**

28" structured cabling cabinet (flush mount). Dimensions 725 x 355 x 90mm Can be used with EC-SCC plates & expander modules

**EC-MET LOCK**

Lock & Key for the EC-CAB MET (includes 2 x keys)

**EC-SCC BATT**

Battery Holder for EC range and used in conjunction with EC-CAB MET series (for 5, 7 & 9A batteries)

**EC-SCC PLATE**

Structured cabling cabinet mounting plate for EC product range

**EC-SCC PSU**

24VDC 2.2A Power Module with IEC for Structured Cabling Cabinet

**WIEGAND-MINI**

Mini Wiegand interface for ESL-2 & ESX systems

**BEANIE GEL**

Gel Filled Crimp Connector (Pack 100 pcs)

**WARNING STICKER-BLACK**

EliteAlarms Outdoor Warning Label 'These premises are protected by an EliteAlarm security system'. Dimensions: 152x72mm

**WARNING STICKER**

Red & white outdoor security warning sticker. Dimensions L158mm x W79mm

**WiFi KIT**

Pre programmed pair of wifi modules (1 x master & 1 x slave). Simply plug the master into your router & the slave into the module, connect the power for secure wireless path

**WiFi LR**

Outdoor long range wifi bridge (set of 2) includes 2x 24V DC plugpack

Piezos, Strobes & Sirens



EYK105

Top hat piezo surface mount (114dB & 120mA @12VDC). Dimensions dia. 86mm x D42mm



EYK105-2T

Combo top hat piezo & chime with adjustable volume chime output (114dB & 230mA @ 12VDC). Dimensions dia. 86mm x D42mm



PS209

Surface mount internal piezo (114dB & 150mA @ 12VDC). Dimensions dia. 54mm x D47mm



PS209-R

Flush mount internal piezo (114dB & 200mA @12VDC). Dimensions dia. 76mm x D59mm



PS209-R2T

Combo flush mount piezo & chime with adjustable volume chime output (114dB & 230mA @ 12VDC). Dimensions dia. 75mm x D54mm



PS209-F

Flush mount internal (PDL style) piezo. (114dB & 200mA @ 12VDC. Dimensions L114mm x W70mm x D57mm



KS50

Outdoor high speed siren (120dB A weighted & 1.2A @ 12V)



SPL-50

12V indoor red LED strobe siren 80dB. Diameter of 70mm



SPL-50B

12V indoor blue LED strobe siren 80dB. Diameter of 70mm



EC-SIREN

White External siren / strobe 10-15 VDC 250MA Max. Compatible with the EC range



EC-SIREN B

Charcoal External siren / strobe 10-15 VDC 250MA Max. Compatible with the EC range



SS-101NZ

High power siren with battery backup & flash light, battery included. 13.6 - 14.4VDC constant supply voltage 250mA (max) @ 128dB. Dimensions 280mm x 195mm x 95mm



Indoor & Outdoor Detection Devices

Detection

- 

OPT-FLX-S-ST Pet Friendly Passive Infrared Detector with Digital Quad Zone Logic
- 

OPT-FLX-S-DT-X5 Combination PIR & Microwave Detector 10.525GHZ & Pet Friendly
- 


OPT-FLX-CW-G2 FLX series wall or ceiling mount bracket CW-G2
- 


OPT-FLX-P-ST Passive infrared detector with 15m wide coverage with multiple mounting options (with bracket: wall, corner ceiling)
- 


OPT-FLX-P-DT-X5 Professional model (10.525GHz) suitable for Commercial & Professional applications. 15m 85" wide & 24m narrow adjustable detection lens
- 


OPT-AP-360B(C) Indoor recessed mount 360° hard-wired detector. Hole cut-out size: 45mm
- 


OPT-AP-20NB(C) Indoor recessed mount hard-wired curtain detector. Hole cut-out size: 45mm


- 


OPT-LX-402 Outdoor Passive Infrared Detector IP54
- 


OPT-CX-702 Passive Infrared Indoor Detector for Harsh Environments
- 


OPT-CA-1W Multi Angle Wall mount bracket for CX-702 series
- 


OPT-CA-2C Multi Angle Ceiling mount bracket for CX-702 series
- 

OPT-FX-360 Cost Effective 360° Ceiling Mount Passive Infrared Detector
- 

OPT-SX-360Z 360° Ceiling Mount Passive Infrared Detector 18m Diameter Coverage
- 

OPT-APX-360 360° Ceiling mount indoor passive infrared detector
- 

OPT-VXI-ST Outdoor PIR with Spot & Area Detection and Double Conductive Shielding IP55
- 

OPT-WXI-ST 180° Panoramic Outdoor Detector IP55
- 

OPT-VIBRO Intelligent Microprocessor Controlled Shock Sensor

Detection



OPT-AX-200TN

Short range Photoelectric Twin Beam 60m, IP65



OPT-AX-70TN

20m outdoor (IP65) short range photoelectric detector with lighting & surge protection



OPT-AX-100TFR

30m outdoor battery operated dual beam



OPT-AX-130TN

40m outdoor (IP65) short range photoelectric detector with lighting & surge protection



OPT-BXS-ST

Outdoor Boundary Detector with Quad PIR Sensors 2 on each side of the detector (up to 40ft Detection per side) IP55



OPT-FA-3

Multi-angle wall/ceiling mount bracket for FMX detectors



OPT-HX-40

High mount outdoor detector with active IR digital anti-masking function and intelligent detection logic



OPT-VXI-R

Battery Powered 12m outdoor PIR for Spot & Area Detection with Pet Tolerance. Limited stock available



OPT-VXI-DAM-X5

Outdoor PIR & Microwave 10.525GHZ Detector with Anti-Masking IP55



OPT-HX-80N

High mount outdoor (IP55) PIR 24m x 2m narrow coverage with advanced temperature compensation logic



OPT-LX-802N

Outdoor passive infrared 80' narrow long range detector (IP54) with selectable detection patterns (pet alley or multi-level)



OPT-OM-106C

Microwave access control sensor (IP54), mounting height up to 3.5m



OPT-OS-12C

The Optex OS-12C active infrared safety beam system is compatible with any type of automatic door



OPT-HX-40DAM

High Mount Dual PIR & Microwave Detector 10.525GHZ for Exterior Use IP55



OPT-SH-7MC

For the OS-12C: 1 Pair Sensor Heads & 23' Cable



OPT-QXI-ST

Wide Angle Passive Infrared Outdoor Detector with Selectable Mounting Height & Pattern



OPT-FTN-ST

Compact outdoor detector: enhanced pet immunity, super multi dimension analysis logic & double conductive shielding



OPT-FTN-R

Multi-purpose compact outdoor detector. Battery operated with selectable detection ranges. Note: Requires CR-123AW & INFINITY INPUT (sold separately)

Detection

Detection

**OPT-QXI-DT-X5**

Combination PIR & Microwave Wide Angle Passive Infrared Outdoor Detector 10.525GHz

**OPT-SL-200QN**

60m outdoor quad photoelectric detector with Sniper Viewfinder (IP65)

**OPT-SL-650QN**

Outdoor 200m Photoelectric Detector IP65, includes Quad Beam with Aspherical Lenses

**OPT-SL-350QFR**

100m outdoor quad photoelectric detector with Sniper Viewfinder (IP65)

**CRGB PLUS**

Shock and/or breakage selectable. Sensitivity adjustment. Ceiling or wall mount. End-of-line product. Limited stock

**QUIP-1000**

Microwave pet friendly PIR, rated up to 25kg. 10.525GHz with optimum mounting height of 2.1m. End-of-line product. Limited stock

**SWAN BKT**


Wall mount bracket for the SWAN QUAD, offers a 90 degree swivel for the PIR. End-of-line product. Limited stock

**CRTL360**

Ceiling mounted 360 degree PIR. Max installation height 3.6m & max coverage dia. 20m. End-of-line product. Limited stock

**B-PUPILLA.T**

12-24V AC/DC surface mount point to point beam, with 20-25m range. Dimensions L113mm x W35mm x D30mm. IP44 rated

**B-KREX**

Photoelectric retro-reflective safety beam, AC/DC 24-240V

**B-PUPILLA XP20D**

24V AC/DC surface mount point to point beam, battery powered on one side (battery not included)

**MD2010**

Loop metal detector 12 - 24VDC or 16 - 24V AC. Delivers precise vehicle detection when accompanied with an in ground loop. No remote or keypad required

**A-PROBE KIT**

AAP ground probe kit for vehicle detection. Kit includes 1x A-PROBE with 25m pre-made IP rated cable & 1x A-CONTROLLER

**A-PROBE**

AAP ground probe for vehicle detection. Requires A-CONTROLLER. Dimensions dia. 34mm x L440mm

**A-CONTROLLER**

Dual Channel Ground Probe Controller 12-24VAC/DC

**GM730**

Siemens seismic detector, perfect for mounting on safes. Dimensions L89mm x W89mm x D23mm



Wireless Detectors



INFINITY MOTION

Infinity series 2 way wireless PIR motion sensor 916Hz for EC control systems



INFINITY MOTION IP54

Infinity series 2 way wireless outdoor dual tech motion sensor 916Hz for EC control systems

Detection



Reed Switches



HC-31

Surface Mount Reed Switch (NC) - Suitable for Doors & Windows with sensing gap 15-20mm/20-25mm (white)



HC-31B DT

Surface Mount Reed Switch (NO/NC/COM) - Suitable for Doors & Windows. Sensing Gap 15-25mm (black)



HC-35

Flush Mount Reed Switch (NC) - Suitable for Doors & Windows with 15 - 20mm Sensing Gap (white)



HC-36

Flush Mount Reed Switch (NC) - Suitable for Steel Doors. Sensing Gap 25 - 35mm (black)

Reed Switches



HC-38C

Surface Mount Reed Switch (NC) - Suitable for Doors & Windows. Sensing Gap 15-20mm (white)



HC-39

Surface Mount Reed Switch (NC) - Suitable for Residential Windows with 15-25mm Gap (white)




HC-41

HC-41 Flush Mount Reed Switch (NC) - Suitable for Doors & Windows. Sensing Gap 15-20mm (Chrome)



HC-45

Surface Mount Reed Switch (NC) - Suitable for Commercial Doors with Sensing Gap of 15-20mm (white)



HC-46

Surface Mount Reed Switch (NC) - Discrete Size with Sensing Gap of 15-20mm (white)



HC-55ZL

Surface Mount Reed Switch (NC) - Suitable for Garage Doors with 50-70mm Sensing Gap (Zinc-Alloyed)



HC-56

Surface Mount Reed Switch (NC) - Suitable for Garage Doors with 50-70mm Sensing Gap (Zinc-Alloyed)



Pendants & Transmitters



INFINITY REMOTE KIT

Infinity series 2 way wireless remote kit which includes: 1 x INFINITY LINK & 2 x INFINITY REMOTE



INFINITY REMOTE

Infinity series 2 way wireless 4 button remote with haptic feedback 916Hz, compatible with EC series (requires INFINITY LINK)



INFINITY PANIC

Infinity series 2 way wireless 1 button pendant with haptic feedback 916Hz, compatible with EC series (requires INFINITY LINK) or standalone (requires INFINITY OUTPUT)



INFINITY TX-1

Infinity series 2 way wireless 1 button weather proof remote with haptic feedback 916Hz, compatible with EC series (requires INFINITY LINK) or standalone (requires INFINITY OUTPUT)



INFINITY TX-B

Wireless single channel transmitter in box 916Mhz (note: compatible with EC control panel and INFINITY OUTPUT)

Reed Switches

Transmitters



Elsema Wireless Range



GLT43301

1 channel 433Mhz handheld transmitter. Includes 9V alkaline battery



GLT43302

2 channel 433Mhz handheld transmitter. Includes 9V alkaline battery



GLT43304

4 channel 433Mhz handheld transmitter. Includes 9V alkaline battery



GLT43308

8 channel 433Mhz handheld transmitter. Includes 9V alkaline battery



GLR43301

1 channel 433Mhz receiver, compatible with the GLT series 12 - 24V



GLR43302

2 channel 433Mhz receiver, compatible with the GLT series 12 - 24V



GLR43304

4 channel 433Mhz receiver, compatible with the GLT series 12 - 24V



GLR43308 12R

8 channel 433Mhz receiver, compatible with the GLT series 12 - 24V. Includes relay outputs



ANT433M

433Mhz antenna for Gigalink series transmitters & receivers. 94cm long with cable & SMA connector



ANT433S

433Mhz antenna for Gigalink series transmitters & receivers. 35cm long with cable & SMA connector



MCR91512R

12 channel 915Mhz receiver, compatible with MCT range & includes relay output. 10 - 28V AC/DC



MCT91516

16 channel 915Mhz multicode transmitter, compatible with the MCR series



FOB43301WP

Elsema 1 Channel Waterproof PentaFOB Transmitter with 5 Frequencies



FOB43302WP

Elsema 2 Channel Waterproof PentaFOB Transmitter with 5 Frequencies



FOB43304WP

Elsema 4 Channel Waterproof PentaFOB Transmitter with 5 Frequencies



FOB43305WP

Elsema 5 Channel Waterproof PentaFOB Transmitter with 5 Frequencies



PCR43301RE

1 channel Penta receiver with relay output and 5 frequencies, compatible with the FOB series



PCR43304R

4 channel Penta receiver with relay output and 5 frequencies, compatible with the FOB series



PCR43305R

5 channel Penta receiver with relay output and 5 frequencies, compatible with the FOB series



Monitoring & Cellular



EC IoT

Plug on EliteCloud App module for EC-PCB. Note: EliteCloud App sold separately



EliteCloud

Available from the app Store or Google Play (requires EC-IoT module). Please note: the app for this device has paid subscription services: www.elitecloud.co.nz



EC-i DIALLER

Plug on dialler for EC-PCB, land-line & third party monitoring



ANT-MB-49A

500mm 7 band 7dBi whip antenna with magnetic base. 3m cable SMA 824-960/1710-1990/2170Mhz



MEDI BRACELET

4G/3G Medical bracelet with 2-way voice & GPS tracking



FWT 3G/4G

3G/4G GSM Cellular Unit (EC-25AU Cellular Modem)



IoT-MODULE

EliteCloud App Module for ESL, Elite S, Elite S-Lite & Runner Control Panels



4G-IP-MODULE

4G Universal PSTN to DATA Communicator for IP-Monitoring

Access Control



Access Control Solutions



PW KEYPAD-XK1

Standalone stainless steel outdoor keypad (IP65). 12 -24V with built in prox reader. Dimensions 115mm x 75mm x 22mm



PW KEYPAD-XK4

Standalone stainless steel outdoor keypad(IP65). 12 -24V with built in prox reader. Dimensions 134mm x 56mm x 21mm



EC-A2 REX

2 Door Access Control Module for EC & EC-i systems only



PW WIEGAND

Outdoor keypad reader with built in prox/pin (IP66). 40 bit wiegand white backlit keypad, compatible with the EC-A2 REX



PW WIEGAND KIT

2 door access control kit, includes 1x PW WIEGAND & 1x EC-A2 REX interface board. Compatible with EC security systems



PW WIEGAND-SK1

40 bit wiegand 8-18VDC keypad. IP65 with blue backlit keys & built in prox reader. Used with EC-A2 REX



PW-SK1 KIT

2 door access control kit, includes 1x PW WIEGAND-SK1 & EC-A2 REX interface board. Compatible with EC control system



PW WIEGAND-SK4

40 bit wiegand 8-18VDC keypad (architrave style). IP65 with blue backlit keys & built in prox reader. Used with EC-A2 REX



PW-SK4 KIT

2 door access control kit, includes 1x PW WIEGAND-SK4 & 1x EC-A2 REX interface board. Compatible with EC control system



PW WIEGAND-NK

40 bit outdoor wiegand reader with built in prox. IP66 outdoor ready and compatible with EC-A2 REX



DWD30

Cable protector with plastic ends (stainless steel) with 6.2 dia. 300mm length



DWM300

Cable protector with metal box ends (stainless steel). 8mm dia. 300mm length



PROX CARD

Proximity card compatible with the PW & EC control system keypads. Dimensions L86mm x W54mm x 1mm



PROX EM4100

Proximity tumbler keytag (blue). Compatible with PW & EC series keypads



PRESCO TAGS

Presco proximity keytag (grey), compatible with the PRESCO keypad range



EM4102

20mm proximity tag (clear disc). Compatible with PW & EC series keypads



AT2-PCB

Universal timer board 5V -30V DC with 9 selectable time modes. Dimensions 63 x 37 x 20mm



AAP-PANIC

Latching panic plate, with DPDT 2A contacts, buzzer and back light. 10-28VDC 50mA current draw



AAP-TOUCH-P

Multi function capacitive exit button for egress in access control applications. 10-28VDC 50mA current draw



AAP-EM

Multi function mechanical exit button for emergency egress in access control applications. 10-28VDC 50mA current draw



AAP-COVER

Protective cover for the AAP-EM



WES1910

Small stainless steel press to exit push button. Flush IP65, includes WEB1910 push button & WEBS19 face plate



WEL1911

PDL stainless steel blue illuminated exit push button. Flush IP65, includes WEB1911 push button & WEBL19 face plate



WEL2220

Stainless steel exit push button with mushroom green push button. NO/NC contacts



WEL-SMB

Outdoor surface mount exit button with LED indicator. Dimensions H60mm x W30mm x D26mm



Smart Locks



LHL-GATE-LOCK-DOUBLE

Black Double Sided Gate Lock TTLock PIN Code Tactile, Fingerprint, Prox Tag, Key Override, Bluetooth, Tubular Latch Adjustable, Wifi with add on Gateway, (2 x CR123A not included)



LHL-GATEWAY-POE

Gateway PoE, Bluetooth & TTLock with USB-C Power option (USB Plug not included)



LHL-GATEWAY-WIFI

Gateway Wifi, Bluetooth & TTLock with USB-C Power (USB Plug not included)



LHL-KEYSAFE-TOORAK

Digital Lockbox Keysafe IP65, TTLock, Pin, Prox, Fingerprint, E-Key, Key override & USB-C power port (4 x AAA Battery sold separately)



LHL-PI-B-ENMORE

Entrance Lock Black, TTLock, Wifi BLE Fingerprint, Pin, Prox, E-Key & Key override track key 6085 Mortice (4 x AA Battery sold separately)



LHL-PI-S-ENMORE

Entrance Lock Silver, TTLock, Wifi BLE Fingerprint, Pin, Prox, E-Key & Key override track key 6085 Mortice (4 x AA Battery sold separately)

**LHL-P2-B-REGENT**

Entrance Lock - Black Wifi BLE Fingerprint, TTLock, Pin, Prox, E-Key & Key override track key 60/70mm tubular latch (4 x AA Battery sold separately)

**LHL-P2-S-REGENT**

Entrance Lock - Silver Wifi BLE Fingerprint, TTLock, Pin, Prox, E-Key & Key override track key 60/70mm tubular latch (4 x AA Battery sold separately)

**LHL-P3-B-CARLISLE**

Entrance Lock - Black BLE Fingerprint, TTLock, Pin, Prox, E-Key, Key override PD Cylinder 60/70mm tubular latch, IP55 (4 x AA Battery sold separately)

**LHL-P3-S-CARLISLE**

Entrance Lock - Silver BLE Fingerprint, TTLock, Pin, Prox, E-Key, Key override PD Cylinder 60/70mm tubular latch, IP55 (4 x AA Battery sold separately)

**LHL-PDB-B-FLINDERS**

Bluetooth Deadbolt - Black, Pin, TTLock, Prox, Fingerprint, E-Key & Key override. Supplied with a 60/70mm adjustable deadbolt (4 x AA Battery sold separately)

**LHL-PDB-S-FLINDERS**

Bluetooth Deadbolt - Silver, Pin, TTLock, Prox, Fingerprint, E-Key & Key override. Supplied with a 60/70mm adjustable deadbolt (4 x AA Battery sold separately)

**LHL-PSL-B-ERSKINE**

Narrow Entrance Lock - Black, Fingerprint, TTLock, Pin, Prox, E-Key & Key override track key 3585 Mortice (4 x AA Battery sold separately)

**LHL-PSL-S-ERSKINE**

Narrow Entrance Lock - Silver, Fingerprint, TTLock, Pin, Prox, E-Key & Key override track key 3585 Mortice (4 x AA Battery sold separately)

**LHL-STRONGA-OVALCYLI**

Oval Cylinder - TTLock, IP66, Pin, Prox, Fingerprint, Bluetooth, Anti-bumping, Anti-pick, 25,000 cycles of operation, includes 3 x FOB (2 x Lithium CR2 Battery sold separately)

**LHL-STRONGA-PADLOCK1**

Padlock - Brass Body, IP66, TTLock, Pin, Prox, Fingerprint, Bluetooth, Anti-bumping, Anti-pick, 25,000 cycles of operation, includes 3 x FOB (2 x Lithium CR2 Battery sold separately)

**LHL-STRONGA-PADLOCK2**

Padlock - Brass Body, IP68, TTLock, Prox, Bluetooth, Anti-bumping, Anti-pick, 25,000 cycles of operation, includes 3 x RFID FOB (2 x Lithium CR2 Battery sold separately)

**LHL-TT-FOB-1**

Lion Head TTLock Mifare FOB (4.2cm x 2.6cm)

**LHL-USB-PLUG**

Lion Head USB Plug

Mag Locks, Strikes & Door Holders



FSHFEL990M

12/24V mortice lock - Fail safe/Fail secure 60mm back-set



YM-180W

180Kg 12/24VDC weather resistant magnetic clamp for pedestrian gates



YM-280DS

280Kg 12/24VDC single door magnetic clamp



FSHFEM3500FM

280Kg single flush mount magnetic lock




FSHFEM3500M

280Kg single magnetic lock - monitored



FSHFEM3500DM

560Kg double magnetic lock - monitored



FSHFEM5000G

630Kg single magnetic lock - weather resistant



FSHFEM5700M

580Kg single magnetic lock - monitored



FSHFEM5700DM

500Kg double magnetic lock - monitored



ABK-280GZ

GZ Bracket for Frameless Glass Door for YM-280DS



FSHFES10

12/24V electric strike lock - weather resistant - ANSI IP56



FSHFES20M

12/24V electric strike lock - high security for commercial premises



ABK-180ZL

Weather resistant ZL bracket, compatible with the YM-180W



FSHAMZB4-LP

ZL bracket for single mag lock, suits: FEM3500,3500M,4700FS



FSHAMZB1-LPDSS

ZL bracket for single mag lock suit: FEM5700M




FSHIRT881SSS

Recessed cable transfer for mortice locks 300mm

Intercoms

Intercoms Solutions



E-CON GATE

Black outdoor gate station, surface mount, 2MP 1080P. Compatible with E-CON MONITORS



E-CON GATE SA

Black standalone outdoor gate station, 2MP 1080P, Wifi & Ethernet compatible. End-of-line product. Limited stock



E-CON GATE-K

Black outdoor gate station with keypad, surface mount, 2MP 1080P. Compatible with E-CON MONITORS



E-CON MONITOR-B

Black 7" touch screen monitor with Wifi & Ethernet. Compatible with E-CON GATE & EC-CON GATE-K



E-CON MONITOR-W

White 7" touch screen monitor with Wifi & Ethernet. Compatible with E-CON GATE & EC-CON GATE-K



E-CON KIT-B

Video door station & colour video monitor kit which includes E-CON GATE & E-CON MONITOR-B



**E-CON KIT-W**

Video door station & colour video monitor kit which includes E-CON GATE & E-CON MONITOR-W

**E-CON KIT-B-KP**

Video door station & colour video monitor kit which includes E-CON GATE-K & E-CON MONITOR-B

**E-CON KIT-W-KP**

Video door station & colour video monitor kit which includes E-CON GATE-K & E-CON MONITOR-W

**E-CON PROX TAG**

Black prox tag for use with the E-CON GATE KP series

**TVT-INTERCOM**

Sleek video doorbell with 2MP camera, wide field of view achieving doorway security monitoring. Also includes access control functions and prox ready

Note: for full details on accessories for TVT-INTERCOM - view Page 79

**TVT-MONITOR**

7" touch screen indoor monitor suitable to be used with the TVT-INTERCOM

**DB-D1101V-Flush**

Mini IP intercom video door station, surface mount stainless steel metallic finish. Single push button

**DB-D1101V**

DoorBird IP Video Door Station with 1 Call Button (V2A Grade) Surface Mount

**DB-D1101KV-SMT**

Surface mount IP video door station (V2A Grade) for single family homes & businesses with 1 unit/call button

**DB-D1101KV-FLUSH**

Flush Mount IP video door station for single family homes & businesses with 1 unit/call button. Brushed Stainless Steel (V2A grade)

**DB-D2101V**

Flush Mount Brushed Stainless Steel IP Video Door Station with 1 Call Button (V2A grade)

**DB-D2101V HOUSING**

Flush Mount Housing for DB-D2101V

**DB-D2101KV**

IP video door station with smartphone push. Stainless steel flush edition with integrated access keypad

**DB-D2101KV HOUSE-F**

Flush Mount Housing for DB-D2101KV (Housing/Backbox)

**DB-D2101KV V4**

IP video door station with smartphone push. Stainless steel flush edition with integrated access keypad (Salt Water Version)

**DB-D2101KV HOUSE V4**

Surface mount housing box for DB-D2101KV & DB-D2101KV V4 IP Intercom (Salt Water Version)

**DB-A1121-S**

Surface mount IP Access control Keypad Surface Mount Brushed V2A, Wiegand Interface

**DB-A1121-F**

Flush mount IP Access control Keypad Surface Mount Brushed V2A, Wiegand Interface



DB-D21DKV

IP video door station, brushed stainless steel, flush mounted (Vertical), display module, keypad module. Enquire for stock availability



DB-D21DKH

IP video door station, brushed stainless steel, flush mounted (Horizontal), display module, keypad module. Enquire for stock availability



DB-A1101-W

Indoor IP video station comes standard as surface mount. Use DB-A8003 for table stand. Also available in black (DB-A1101-B)




DB-A8003

Optional table stand for IP Video Indoor Station DB-A1101. Also available in black (DB-A8003-B)



DB-A1072

2-wire Ethernet PoE+ Converter. Turns the bell wire into a network cable. Ethernet including PoE+ over 2 wires. Transmission range: 80 m



DB-A1061W

IP internal door chime compatible with DoorBird IP intercoms. White edition. Note: lead time may apply



IT-Wifidoorbell

4MP Wifi/smart Doorbell with AI for Indoor/outdoor applications



AAP GOOSE NECK

Polished Stainless Steel Goose Neck Plinth for Intercom Gate Stations & Keypads - Mount in Concrete



WELL-LPV-20-15

15V 1.3A switch mode power supply in IP67 case. 100 - 240VAC input. Dimensions L116mm x W34mm D27mm

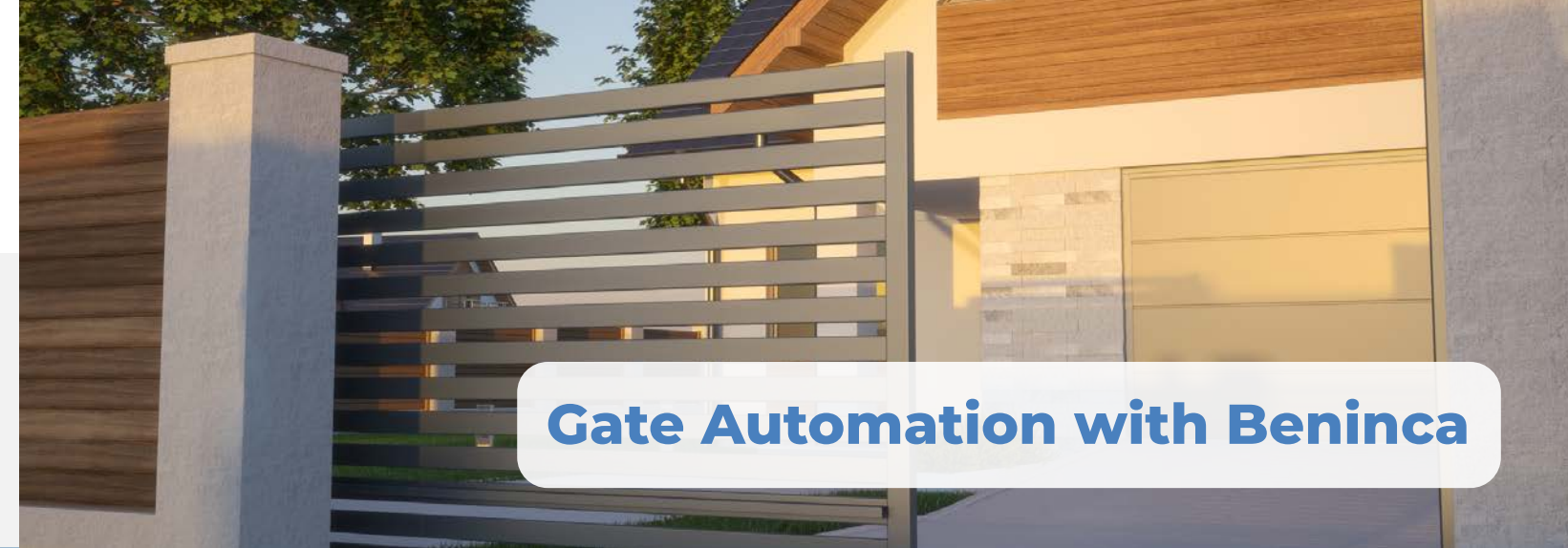
Choose Your Colour!

RAL 1001 beige	RAL 1003 signalgelb / signal yellow	RAL 1004 goldgelb / golden yellow
RAL 1016 schwefelgelb / sulfur yellow	RAL 1017 safrangelb / saffron yellow	RAL 1037 sonnengelb / sun yellow
RAL 2002 blutorange / vermillion	RAL 2004 reinorange / pure orange	RAL 3000 feuerrot / flame red
RAL 3007 schwarzrot / black red	RAL 3014 altrosa / antique pink	RAL 3028 reinrot / pure red
RAL 4004 bordeauxviolett / claret violet	RAL 4005 blaulila / blue lilac	RAL 4006 verkehrsipur / traffic purple
RAL 4009 pastellviolett / pastel violet	RAL 5002 ultramarinblau / ultramarine blue	RAL 5004 schwarzblau / black blue
RAL 5012 lichtblau / light blue	RAL 5013 kobaltblau / cobalt blue	RAL 5018 türkisblau / turquoise blue
RAL 5022 nachtblau / night blue	RAL 6000 patinagrün / patina green	RAL 6006 grauoliv / grey olive
RAL 6018 gelbgrün / yellow green	RAL 6019 weißgrün / pastel green	RAL 6027 lichtgrün / light green
RAL 7001 silbergrau / silver grey	RAL 7004 signalgrau / signal grey	RAL 7006 beigegrü / beige grey
RAL 7011 eisengrau / iron grey	RAL 7015 schiefergrau / slate grey	RAL 7016 anthrazitgrau / anthracite grey
RAL 7023 betongrau / concrete grey	RAL 7033 zementgrau / cement grey	RAL 7044 seidengrau / silk grey
RAL 8004 kupferbraun / copper brown	RAL 8011 nussbraun / nut brown	RAL 8016 mahagonibraun / mahogany brown
RAL 8023 orangebraun / orange brown	RAL 8028 terrabraun / terra brown	RAL 9002 grauweiß / grey white
RAL 9006 weißaluminium / white aluminium	RAL 9007 graualuminium / grey aluminium	RAL 9010 reinweiß / pure white
Graphitschwarz / Graphite black (Polar Raven) ähnlich zu RAL 9011 / similar to RAL 9011	RAL 9016 verkehrsweiß / traffic white	

* The listed colours above are not binding. For the exact colour determination, we recommend a valid RAL colour register *

www.doorbird.com

Gate Automation



Gate Automation with Beninca



B-BULLTURBO-KIT

Kit includes 24V B-BULL624 TURBO sliding gate motor & controller, 2x B-TO.GO2VA & 4x B-197.1 nylon racking



B-BOB3024E

24V screw drive actuator with mechanical stops. Requires B-BRAINY24 and used for gates up to 3m leaf. Intensive use duty cycle, 1800N thrust



B-BOB3024 KIT-1

Single Swing Kit: 1 x B-BOB3024E, 1 x B-TRUST24, 2 x B-TO.GO2VA & B-PUPILLA.T



B-BOB3024 KIT-2

Dual Swing Kit: 2 x B-BOB3024E, 1 x B-TRUST24, 2 x B-TO.GO2VA & B-PUPILLA.T



B-BOB5024

24V screw drive actuator with mechanical stops. Requires B-BRAINY24 and used for gates up to 5m leaf. Intensive use duty cycle, 2200N thrust



B-BOB5024 KIT-1

Single Swing Kit: 1 x B-BOB5024, 1 x B-BRAINY24+, 2 x B-TO.GO2VA, 1 x B-BSR50 & B-PUPILLA.T



B-BOB5024 KIT-2

Dual Swing Kit: 2 x B-BOB5024, 1 x B-BRAINY24+, 2 x B-TO.GO2VA, 2 x B-BSR50 & B-PUPILLA.T



B-BACK UP SWING

Battery Back Up kit for Beninca 24V gate automation, compatible with B-BOB3024E & B-BOB5024

Gates

**B-BULL624TURBO**

24VDC sliding gate motor for gates up to 600kg & 25m/min. Includes built in limit switches & receiver/controller

**B-BULL1224**

24V sliding gate motor for gates up to 1200kg. Duty cycle 80% with 390N max thrust. 115VAC/230VAC power supply. 3A max absorbed current

**B-BACK UP SLIDE-1224**

Battery Back up kit for Beninca 24V Sliding Gate Automation, compatible with B-BULL1224

**B-BACK UP SLIDE-624**

Battery Back up kit for Beninca 24V Sliding Gate Automation, compatible with B-BULL624TURBO

**B-BISON25 OTI**

230V sliding gate motor for gates up to 2500kg with built in limit switches. Built in controller & receiver with intensive duty cycle

**B-PR45E24**

24V hinge arm with built in limit switches. Arm not included, you require B-DUE2 and used for gates up to 3m leaf. Intensive use duty cycle, 320Nm torque

**B-DUE2**

Galvanised steel hinge arm for articulated arm actuators. Compatible with B-PR45E & B-PR45E24

**B-EVA.7**

Road barrier control unit with integrated receiver, for passages up to 7m. Note: B-EVA7.A2 arm not included

**B-EVA7.A2**

Painted elliptical aluminium arm cut into two 3.5m section

**B-DU.IT24NVE**

24V underground motor for swing gates up to 3.5m. Built in encoder to ensure maximum safety & precision in the gate moving phase

**B-DU.ITIX**

Self supporting stainless steel foundation box, max opening of 110 degrees. Comes only with cover, requires an unlocking accessory

**B-BRAINY24 PCB**

BRAINY24 control panel for 24V actuators (PCB only)

**B-BRAINY24+**

24 V/DC Controller with integrated receiver and battery charger (64 Remote Slots) - Dimensions 285 x 220 x 120mm

**B-TRUST24**

24 V/DC Swing Gate Controller includes Battery Charging (64 Remote Slots)

**B-BULL624 CONTROLLER**

Gate Controller (PCB only) for B-BULL624 TURBO & B-BULL1224

**B-CP.B24ESA**

24V Controller for B-BULL624TURBO

**B-ONE.2WB**

433Mhz 2 channel universal receiver in a box compatible with Beninca remotes (both 2 & 4 button)

**B-SIS KIT**

Bus module for synchronizing gate controllers (2 x B-SIS modules)

**B-CBY.24V**

Battery charger card for CBY.24V, bracket not included. Used for battery charging

**B-SA-24**

27VDC Beninca power supply with battery backup

**B-ANT433**

433Mhz extension antenna for Beninca controllers. Compatible with B-TO.GO remotes & controllers

**B-BRAINY BOX**

Plastic box only for Brainy controller. Dimensions L285mm x W220mm x D120mm

**B-TO.GO2VA**

2 channel 433Mhz transmitter with advanced rolling code. Compatible with Beninca actuators

**B-TO.GO4VA**

4 channel 433Mhz transmitter with advanced rolling code. Compatible with Beninca actuators

**B-TO.GO4AK**

4 channel 433Mhz transmitter which is cloneable. Compatible with Beninca actuators

**B-SMART**

Turn your transmitter into an elegant wall mounted keypad. Can be fixed to the wall and it is compatible with all B-TO.GO remotes

**B-TO.CLIP**

Plastic clip for B-TO.GO remotes. Suitable for use on your car visor or wall

**B-PUPILLA.T**


12-24V AC/DC surface mount point to point beam, with 20-25m range. Dimensions L113mm x W35mm x D30mm. IP44 rated

**B-PUPILLA XP20D**

24V AC/DC surface mount point to point beam with battery on one side of the beam

**B-FTC.S**

24V AC/DC safety beam set. Fits in commercial sliders including B-BISON. Dimensions L90mm x W75mm x D30mm

**B-KREX**

Photoelectric retro-reflective safety beam, AC/DC 24-240V

**B-POL.05**

Pair of disassembled columns, not premounted, equipped with base and bracket for PUPILLA photocells. H = 0.5m

**B-197.1**

Nylon racking for Beninca sliding gates. Dimensions L1000mm x W28mm D22mm. Compatible with B-BULL motors

**B-192.1**

Metal racking for Beninca sliding gates. Dimensions L1005mm x W30mm x D12mm. Compatible with B-BULL motors. Spacers sold separately

**B-192.1 Spacer**

Metal spacer to go with the B-192.1 racking. Note you require 3 spacers for 1 x B-192.1

**B-SC.M72**

Mechanical Safety Edge 2 Metres

**METAL PIN**

Metal pin anchor for B-192.1 racking. Dimensions 6.5mm x 50mm

**B-186.3**

3m U-Section 16mm gate tracking for sliding gates. Compatible with 20mm wheels and the B-BULL motors. Note: oversized freight cost may apply

**B-111.80**

80mm U-Section gate wheels (20mm). Compatible with the B-BULL motors

**B-126.100**

100mm U-section Gate Wheel 30mm - Surface Mount

**B-213.3B**

2 roller guide plate (bolt on). Compatible with sliding gate motors

**B-417.20**

Swing gate hinge, adjustable 70mm wide with 20mm thread. Compatible with swing gates



B-BSR

Adjustable Mounting Bracket for Beninca B-BOB3024E Actuators



B-BSR50

Bolt on Mounting Bracket for Beninca B-BOB5024 Actuators



B-247.2

Bolt down end stop for Beninca swing & slide gate motors



B-530.0

Gate stops to be cemented for swing gates. Compatible with B-BOB & B-BILL swing actuators



B-535.2

Gate stop for B-BOB swing gates (bolt on)



B-BE.CODE

Wireless keypad for controlling automated systems. Max 254 different codes linking the device to your receiver



B-311.M

Adjustable bracket for B-311.M end catch



B-310.M

80mm End Catch for Sliding Gates



B-199.1

Hydraulic Radial Damper



B-IRI.LAMP

Universal LED flashing light. Also comes with blinking function as standard. Includes inbuilt aerial



AAP E-LOOP KIT R Residential Wireless Gate Sensor



AAP E-LOOP REMOTE

Optional Diagnostic Tool for AAP E-LOOP KIT R & AAP E-LOOP KIT C



AAP E-LOOP KIT C Commercial Wireless Gate Sensor



B-BOB.BUSH

Whole bush for the B-BOB screw drive actuator series



B-BOB-RELEASE

Release lever for the B-BOB3024E actuator



B-MLS

Magnetic Limit Switch kit for sliding gate actuators



B-KEY

Master keys for Beninca motors, key range from 1171 - 1180 (pack of 10)



B-DU.FCN

Waterproof limit switch device for DU.IT24 underground actuator series



B-Viro

12V Strike for swing driveway & pedestrian gates & 35mm lock Cylinder (vertical mount)



B-Viro-Horizontal

12V Strike for swing driveway & pedestrian gates & 35mm lock Cylinder (horizontal mount)



Fire Accessories



AAP-DETECTOR KIT-4

EliteControl Wireless Detector Kit (4 x AAP-SMOKE, 1 x AAP-HEAT, 1 x AAP-RECEIVER & 1 x AAP-REMOTE)



AAP-DETECTOR KIT-6

EliteControl Wireless Detector Kit (6 x AAP-SMOKE, 1 x AAP-HEAT, 2 x AAP-RECEIVER & 1 x AAP-REMOTE)



AAP-SMOKE

Photoelectric wireless smoke detector with wireless inter-connect (433Mhz). If integrating into your EC system you will require AAP-RECEIVER



AAP-HEAT

Heat Detector with 433Mhz Wireless Inter-connect. If integrating into your EC system you will require AAP-RECEIVER



AAP-REMOTE

Test & Hush remote for the AAP-SMOKE & AAP-HEAT detectors (433Mhz)



AAP-RECEIVER

Single channel receiver for AAP-SMOKE, AAP-HEAT (433Mhz)



NB338-4ARB

12V resetting smoke detector with buzzer & hush button. Compatible with the EC security system



NB338-4B

12V smoke detector, latching with buzzer (no hush button). Compatible with the EC security system



NB380F-H4R

Rate of Rise thermal heat detector. Trigger temperature 57 degrees & compatible with the EC security system



FMR-100

Flush mount ceiling ring for NB338 & NB323 smoke detectors. Hole cut-out size 110mm



HM-SMOKE230

230V hardwired smoke alarm with 9V DC alkaline battery backup & inter-connectable



HM-CONTROLLER

Boxed controller for HM-SMOKE230 230V/AC smoke detectors, with relay output









SM-200









Aerosol smoke detector test can for HM & NB smokes



Batteries

Batteries

- 
DM12-1.3PP PowerPac 12V 1.3A battery. Dimensions L100mm x W45mm x D52mm
- 
DM12-2 PowerPac 12V 2A battery. Dimensions L170mm x W60mm x D35mm
- 
DM12-3 PowerPac 12V 3A battery. Dimensions L133mm x W68mm x D60mm
- 
DM12-5A/H PowerPac 12V 5A battery. Dimensions L90mm x W101mm x D70mm
- 
DM12-7.5 PowerPac 12V 7.5A battery. Dimensions L150mm x W65mm x D95mm
- 
DM12-9 PowerPac 12V 9A battery. Dimensions L150mm x W65mm x D95mm

- 
DM12-12 PowerPac 12V 12A battery. Dimensions L150mm x W100mm x D100mm
- 
DM12-18PP PowerPac 12V 18A battery. Dimensions L180mm x W75mm x D165mm
- 
DM12-22AH Powerpac S.L.A battery 12V 22A. Dimensions 181 x 77 x 166mm
- 
DM12-40 PowerPac 12V 40A battery. Dimensions L175mm x W195mm x D165mm
- 
DM6-5A PowerPac 6V 5A battery. Dimensions L46mm x W70mm x D105mm
- 
3.6V 1/2 AA 3.6V lithium battery
- 
CR-123AW 3V lithium battery
- 
ER26500 Li-SOCL2 C size lithium battery

Batteries

**CR1220**

3V Lithium Battery Round Coin Cell

**CR2 BATTERY**

3V Lithium Battery CR2 (Compatible with B-PUPILLA XP20D)

**CR2016**

Coin cell lithium battery 3V

**CR2032 CELL**

Coin cell lithium battery 3V

**CR2450**

Coin cell lithium battery 3V

**142-004**


A23 12V miniature battery, dimensions L28mm x Dia. 10mm

**A27**

A27 12V alkaline battery, dimensions L28mm x Dia. 8mm

**142-006**

9V alkaline battery, dimensions L48mm x W48mm x D26mm

**Security & CCTV Cable****4C2-100-CU**4 core 0.2mm tinned copper cable with box centre pull.
Comes in 100m roll**4C5-100-CU**4 core 0.5mm tinned copper cable with box centre pull.
Comes in 100m roll**4C5-300-CU**4 core 0.5mm tinned copper cable with drum centre pull.
Comes in 300m roll**6C2-100-CU**6 core 0.2mm tinned copper cable with box centre pull.
Comes in 100m roll**6C5-100-CU**6 core 0.5mm tinned copper cable with box centre pull.
Comes in 100m roll



8C5-300-CU

8 core 0.5mm tinned copper cable with drum centre pull. Comes in 300m roll



PATCH CABLE-30

30m CAT5E CCA RJ45 to RJ45 Patch cable



RG59T-75

Premade coax & twin CCTV cable. Comes complete with fittings, 23m BNC & DC 2.1mm plug. End-of-line product. Limited stock



DC SPLITTER

2.1mm DC socket with 4x 2.1mm DC plug out used for CCTV cameras



VT-POWER 2.1M

2.1mm DC male plug with DC terminal connector used for CCTV



VT-POWER

2.1mm DC female plug with DC terminal connector used for CCTV



Control Relays & Timers



AT2-PCB

Universal timer board 5V -30V DC with 9 selectable time modes. Dimensions 63 x 37 x 20mm



SP RELAY-1A

12V 1A SPDT relay board, dimensions L43mm x W39mm x D18mm



EC-RELAY

DPDT 8 Amp Relay board, with 12V or 24V AC/DC Coil + Low Current Pos/Neg Trigger Mode



Plastic Enclosures



Plugpacks

Enclosures



EC-CAB

Plastic cabinet for EC system. Holds 12V 7.5A battery, supports 1.4A power supply & multiple board locations with clip in tabs. Dimensions L323mm x W293mm x D87mm




PLAS BOX-S IP56

Plastic box IP56 rated, dimensions L100mm x W100mm x D50mm




PLAS BOX-L IP65

Plastic box IP65 rated, dimensions L110mm x W150mm x D70mm



PLAS BOX-XL

Plastic box IP56 rated, dimensions L220mm x W150mm x D100mm



PLAS BOX-XXL

Plastic box IP65 rated, dimensions L250mm x W175mm x D103mm



PS241500PP

24V/DC 1.5A switch mode plug pack. Complies with Standard: AS/NZS62368-1

Plugpacks



Power Supplies



DC CONV-5

Mini AC/DC converter, 16 - 28V in to 12V DC out 500mA.
Dimensions L74mm x W40mm D23mm



B-SA-24

27VDC Beninca power supply with battery backup



PSU1B SM

13.8V 1.5A Boxed Power Supply with Monitor Outputs.
Dimensions L323mm x W293mm x D87mm



PSU1 SM

13.8V 1.5A Plated Power Supply with Monitor Outputs.
Dimensions L200mm x W92mm x D60mm



PSU SM

12V/DC 1.6 - 3A selectable power supply (board only) 15 - 24V/AC input



PSU6B SM

13.8V 6A (battery backup) in Plastic Cabinet, Smart Compatible with: EC-A2, EC-O4 & EC-Z8



WELL-LPV-20-15

15V 1.3A switch mode power supply in IP67 case with 100 - 240V AC input. Dimensions L116mm x W34mm x D27mm



WELL-LPH-18-12

12V 1.5A switch mode power supply in IP67 case with 230V AC input. Dimensions L140mm x W30mm x D23mm



FUSED BOARD-8

Safely power 8 low voltage devices from one power feed. 8 x 1.6A fused outlets, features 2.1mm DC plug input



Drill Bits

Drill Bits



BES-BELL1412

Diameter 6.4mm x L305mm bell hanger bit made from premium M2 grade steel. Cuts through wood, metal, nails & screws



BES-BELL3812

Diameter 9.5mm x L305mm bell hanger bit made from premium M2 grade steel. Cuts through wood, metal, nails & screws



BES-BELL1212

Diameter 12.7mm x L305mm bell hanger bit made from premium M2 grade steel. Cuts through wood, metal, nails & screws



BES-BELL1424

Diameter 6.4mm x L610mm bell hanger bit made from premium M2 grade steel. Cuts through wood, metal, nails & screws



BES-BELL3824

Diameter 9.5mm x L610mm bell hanger bit made from premium M2 grade steel. Cuts through wood, metal, nails & screws



BES-BELL1224

Diameter 12.7mm x L610mm bell hanger bit made from premium M2 grade steel. Cuts through wood, metal, nails & screws



BES-BELL1436

Diameter 6.4mm x L915mm bell hanger bit made from premium M2 grade steel. Cuts through wood, metal, nails & screws



BES-BELL3836

Diameter 9.5mm x L915mm bell hanger bit made from premium M2 grade steel. Cuts through wood, metal, nails & screws



BES-FLX1424

Diameter 6.4mm x L610mm HSS flex bit made from premium M2 grade steel. Cuts through wood, metal, nails & screws



BES-FLX3824

Diameter 9.5mm x L610mm HSS flex bit made from premium M2 grade steel. Cuts through wood, metal, nails & screws



BES-FLX1224

Diameter 12.7mm x L610mm HSS flex bit made from premium M2 grade steel. Cuts through wood, metal, nails & screws



BES-FLX1436

Diameter 6.4mm x L915mm HSS flex bit made from premium M2 grade steel. Cuts through wood, metal, nails & screws



BES-FLX3836

Diameter 9.5mm x L915mm HSS flex bit made from premium M2 grade steel. Cuts through wood, metal, nails & screws



BES-FLX1236

Diameter 12.7mm x L915mm HSS flex bit made from premium M2 grade steel. Cuts through wood, metal, nails & screws



BES-FLX1454

Diameter 6.4mm x L1372mm HSS flex bit made from premium M2 grade steel. Cuts through wood, metal, nails & screws



BES-FLX3854

Diameter 9.5mm x L1372mm HSS flex bit made from premium M2 grade steel. Cuts through wood, metal, nails & screws



BES-FLX1254

Diameter 12.7mm x L1372mm HSS flex bit made from premium M2 grade steel. Cuts through wood, metal, nails & screws

Drill Bits

BES-FLX3872

Diameter 9.5mm x L1829mm HSS flex bit made from premium M2 grade steel. Cuts through wood, metal, nails & screws

BES-FLX1272

Diameter 12.7mm x L1829mm HSS flex bit made from premium M2 grade steel. Cuts through wood, metal, nails & screws

CCTV Solutions





Protect what matters most to you!

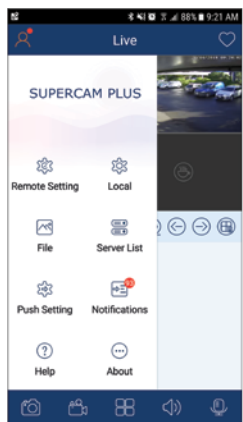
Consider adding a CCTV system to your home or business to protect your most valuable assets. TVT has a wide range of cameras and recorders to suit most applications and needs. Each TVT system comes with a free Apple or Android app so you can stay connected from anywhere, at any time.

App Functions/Screenshots

Search/Playback



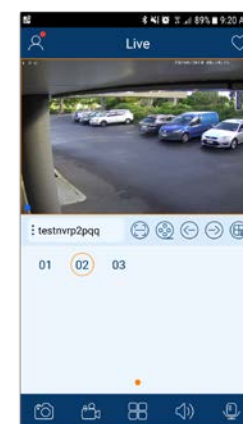
General Settings



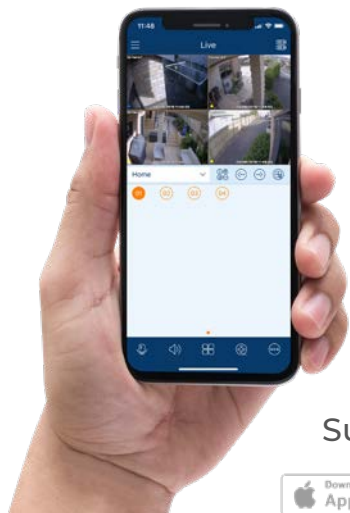
Select Camera



Single Camera View



Device Settings



SuperCam Plus



TVT-4CHNVR-2CAMKIT-AI-6MP

4 Channel NVR kit includes: 1x TVT-4CHNVR-P, 2 x TVT-D28C-AI-6MP cameras, 2 x 20m CAT cables & 2TB HDD
Also available with black cameras (TVT-4CHNVR-2CAMKIT-B-AI-6MP)



TVT-4CHNVRKIT AI-6MP

4 Channel NVR kit includes: 1x TVT-4CHNVR-P, 4 x TVT-D28C-AI-6MP cameras, 4 x 20m CAT6 cables & 2TB HDD
Also available with black cameras (TVT-4CHNVRKIT-B-AI-6MP)



TVT-8CHNVRKIT AI-6MP

8 Channel NVR kit includes: 1x TVT-8CHNVR-P, 4 x TVT-D28C-AI-6MP cameras, 4 x 20m CAT6 cables & 2TB HDD
Also available with black cameras (TVT-8CHNVRKIT-B-AI-6MP)



TVT-4CHNVR-ND

4 channel 1080P NVR 4 POE ports. HDD sold separately.



TVT-8CHNVR-ND

8 channel 1080P NVR 8 POE ports. HDD sold separately.



TVT-16CHNVR-ND

16 channel 1080P 4K NVR 16 POE ports. HDD sold separately.



TVT-32CHNVR-ND

32 channel 1080P 4K NVR 16 POE ports. HDD sold separately.



TVT-64CHNVR-ND

64 channel 1080P NVR. HDD sold separately. (Note: No PoE)



TVT-D28C-POE-6MP-AI

6MP S4-C Full Colour 2.8mm fixed lens, dome POE camera. compatible with TVT-NVR's (IP67)



TVT-D2812POE-6MP-C

Full Colour 6MP Smart white light camera with electric zoom lens: 2.8~12mm. Compatible with TVT-NVR's (outdoor ready)



TVT-D2812-8MP-AI

8MP 2.8-12mm motorised lens, waterproof dome POE camera. Compatible with TVT-NVR's



TVT-D2.8-B-6MP-C

6MP 2.8mm fixed lens POE dome waterproof IP camera. Compatible with TVT-NR's



TVT-D722AI

2MP 7-22mm lens, waterproof Ai face recognition camera. Compatible with TVT-4CHNVR-P & 8, 16 & 32 channel models



TVT-D2.8-F-4MP

4MP 2.8mm Fixed Lens Camera with high security flashing light. Compatible with TVT-NVR's



TVT-D2812-F-4MP

4MP 2.8mm - 12mm Varifocal Lens Camera with high security flashing light. Compatible with TVT-NVR's



TVT-D2.8-F-6MP

6MP 2.8mm Camera with Active Deterrence Features and 2 Way Speaker



TVT-D2812-F-8MP

8MP 2.8mm - 12mm Varifocal Lens Camera. Active Deterrence features



TVT-D28C-4MP-L

TVT 2.8mm 4MP Low Light Sensor Camera with supplementary light and outdoor ready (IP67)



TVT-D28C-8MP-L

TVT 2.8mm 8MP Low Light Sensor Camera. Supplementary Light. IP67. P2P



TVT-B2812POE-6MP-AI

6MP 2.8-12mm motorised varifocal lens, bullet POE camera. Compatible with TVT-NVR's (outdoor ready)



TVT-B2812-8POE

8MP 2.8-12mm motorised varifocal lens POE waterproof bullet camera. Compatible with TVT-NVR's



TVT-B722POE

4MP 7-22mm lens, bullet POE camera with 100m IR. Compatible with TVT-NVR's



TVT-B832-4POE-LP

4MP 8-32mm lens Starlight, license plate recognition bullet POE camera with 120m IR. Compatible with TVT-8CHNVR UP IP67



TVT-TD-84831S2N

8MP 25x Starlight IR 150M Network 4 inch Smart PTZ Camera, IP66 with bracket and PSU



TVT-PTZ-MINI

2.8-12mm lens, auto-tracking, AI, IR night mode switching to full colour on AI detection, Active Deterrent. Compatible with TVT-NVR's



TVT-PTZ-TD8443IS

4MP 4.8 - 120mm 25x optical zoom, PTZ camera with auto tracking & starlight IR 150m network 4-inch smart PTZ



TVT-360POE

6MP 1.07mm POE 360 degree fisheye camera with microphone. Outdoor ready. Compatible with TVT-NVR's



TVT-TD-8140IEN

Palm-sized 4MP 3x Optical Zoom, IR Dome PTZ Camera, 3.1mm - 7mm, (IP67) IK10



TVT-D180-8MP

8MP Dual-lens Splicing 180 degree Turret Network Camera. Outdoor ready (IP66)



TVT-4GCAM

4MP Solar-powered 4G Full-Colour Network Camera with 2.8mm Fixed Lens



TVT-B2.8POE-Wifi

4MP IP bullet camera with built-in wifi capability. 20-30m IR range, intelligent analytics and outdoor ready (IP67)



TVT-TD-9742A3-PC

4MP Dual-lens People Counting Network Camera



TVT-TD-9844E3B

4MP Dual-lens Network IR Water-Proof Camera



IT-WifiCAM

4MP Wifi/solar security camera with AI for Indoor/outdoor applications



IT-CUBE

2K HD (2304x1296), Wi-fi with real time human/pet monitoring, USB-C cable and charger included



POE-4

4 PoE PoE long distance switch



POE-8

8 PoE PoE long distance switch



POE-16

16 PoE Power Port Gigabit 30W per port (10/100Mbps)



TVT-INTERCOM KIT

2MP video doorbell kit which includes: TVT-INTERCOM, TVT-MONITOR & POE-4



TVT-INTERCOM

Sleek video doorbell with 2MP camera, wide field of view achieving doorway security monitoring. Also includes access control functions and prox ready



TVT-MONITOR

7" touch screen indoor monitor suitable to be used with the TVT-INTERCOM



TVT-INTERCOM-KP

Video Intercom Door Station, 3.5" Screen, 2MP & supports Face Recognition



TVT-PROX TAG

Prox tag with keyring loop, compatible with the TVT-INTERCOM series



TVT-TD-E9120

Wireless intercom chime compatible with TVT-INTERCOM

**TVT-TD-YHZ0103**

Surface mount bracket with sun visor (black) and compatible with the TTV-INTERCOM

**TVT-TD-YZJ1007**

Angle bracket surface mount (black) and compatible with the TTV-INTERCOM

**TVT-TD-YHZ0102**

Sunshade for TTV-INTERCOM

**TVT-YXH0104**

Surface mount waterproof junction box, compatible with TTV-D2.8POE-6MP-AI

**TVT-YZJ0203**

Wall mount camera bracket, compatible with TTV-D2.8TVI, TTV-D2.8POE-6MP-AI & TTV-D2812POE

**TVT-YXH0301 BLACK**

Waterproof Junction Box for wall or ceiling mountsuitable for TTV-D2.8POE-6MP-AI

**TVT-YXH0103**

Camera bracket junction box, perfect for hiding excess cables. Compatible with TTV-D2.8POE-6MP-AI, TTV-D2.8TVI

**TVT-YXH0302**

Camera Junction Box compatible with TTV-B2812TVI, TTV-D2.8TVI, TTV-B922POE, TTV-D2.8POE-6MP-AI, TTV-D2812POE & TTV-P180-8POE

**TVT-YZJ0601**

Corner mounting bracket for cameras

**TVT-YZJ0811**

Pendant bracket - must be used with YZJ0302 Junction Box

**TVT-YXH0206**

Surface mount waterproof junction box, compatible with TTV-PTZ-MINI

**TVT-YXH0301**

Surface mount waterproof junction box (suitable for wall or ceiling) and compatible with TTV-D2.8POE-6MP-AI

**TVT-YZJ0203 BLACK**

Wall mount camera bracket (black/charcoal) suitable for TTV-D2.8POE-B-AI-6MP

**TVT-YZJ0807**

Ceiling mount bracket compatible with TTV-PTZ-MINI

**TVT-YZJ0701E**


Mounting bracket compatible with TTV-PTZ-MINI

**TVT-YZJ0204**

Wall mount camera bracket, compatible with TTV-D2812TVI

**TVT-YZJ0813**

Ceiling mount camera bracket, compatible with TTV-360POE

**TVT-YXH0205**

Camera bracket junction box, compatible with TTV-D2812TVI, TTV-D2.8TVI & TTV-D2.8POE-6MP-AI

**TVT-YXH0303**

Camera bracket junction box, compatible with TTV-D2812TVI

**TVT-ZG0202**

Extendable pole bracket 20cm length, may require additional mounting brackets based on your camera selection



TVT-YZJ0408

Wall mount camera bracket, compatible with TVT-D2812TVI. Note - may require additional accessories



TVT-YZJ0501

Pole mount camera bracket, compatible with dome & bullet cameras. Note - may require additional accessories depending on camera model



TVT-TD-A300-MTC-E

TVT Mini Remote Management Server



POE INJECTOR

Single Port Gigabit POE Injector, input voltage 100-240VAC, output voltage 48VDC, data range 10/100/1000Mbps



WIFI LR

Outdoor long range wifi bridge (set of 2) includes 2x 24V DC plugpack



MONITOR

23.8" Flat LED monitor HDMI + VGA



BALUN

CVI/TVI/AHD over CAT6 Balun Pair up to 300m. Compact size and easy installation



CCTV SIGN-S-BLACK

Black small CCTV warning sign, PVC outdoor rated. Dimensions L240mm x W150mm



CCTV SIGN-L-BLACK

Black large CCTV warning sign, PVC outdoor rated. Dimensions L300mm x W240mm



CCTV STICKER-BLACK

Black warning surveillance cameras sticker. Dimensions L160mm x W80mm



CCTV SIGN-S

Small CCTV warning sign, PVC outdoor rated. Dimensions L240mm x W150mm



CCTV SIGN-L

Large CCTV warning sign, PVC outdoor rated. Dimensions L300mm x W240mm



CCTV STICKER

Warning surveillance cameras sticker. Dimensions L160mm x W80mm



HDD-2TB

Hard drive 2TB SATA Western Purple Surveillance Edition



HDD-4TB

Hard drive 4TB SATA3 Western Purple Surveillance Edition



HDD-6TB

Hard drive 6TB SATA3 Western Purple Surveillance Edition



HDD-8TB

Hard drive 8TB SATA3 Western Purple Surveillance Edition



HDD-10TB

Hard drive 10TB SATA3 Western Purple Surveillance Edition

Arrowhead Alarm Products

Making every home & business smart, safe & secure

Phone: (09) 414 0085

Website: www.aap.co.nz
www.elitealarms.com

For all Tech Sales Enquires

✉ Jeremy Skinner: jeremy@aap.co.nz

✉ Roman Jacobs: roman@aap.co.nz

For all orders

✉ orders@aap.co.nz

For all Tech Support Enquires

✉ tech@aap.co.nz

☎ (09) 414 0085

📍 1A Emirali Road, Silverdale, 0932, Auckland, New Zealand

Sales Manager - Matt Hobson

✉ matt@aap.co.nz

☎ 027 588 9844

Lower North Island Sales Representative - Mark Kidd-Anderson

✉ mark@aap.co.nz

☎ 027 269 6602

South Island Sales Representative - Nicky Foden

✉ nicky@aap.co.nz

☎ 022 105 3589